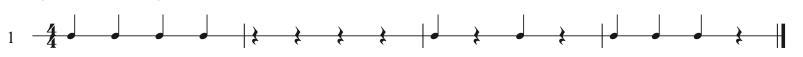



















Readymade Music Literacy Program

Simplified Rhythm Guide

www.readymademusic.net

This document is designed to be viewed in tandem with the simplified curriculum guide. As shown in the aforementioned curriculum guide, every lesson starting with Lesson 1E develops rhythmic knowledge. After introducing new material and working on isolated rhythmic concepts, each lesson engages in a "lesson rhythm." The following guide displays the "lesson rhythms" contained in each video.

<p>Quarter Notes & Quarter Rests</p> <p>1 </p>	<p>10 </p>
<p>Half Notes & Half Rests</p> <p>2 </p>	<p>Dotted Half Notes</p> <p>11 </p>
<p>Whole Notes & Whole Rests</p> <p>3 </p>	<p>3/4 Time</p> <p>12 </p>
<p>4 </p>	<p>13 </p>
<p>Eighth Notes in Groups of 2</p> <p>5 </p>	<p>2/4 Time</p> <p>14 </p>
<p>6 </p>	<p>Downbeats</p> <p>15 </p>
<p>Eighth Notes in Groups of 4</p> <p>7 </p>	<p>16 </p>
<p>8 </p>	<p>17 </p>
<p>Ties</p> <p>9 </p>	<p>Upbeats</p> <p>18 </p>

Readymade Music Literacy Program

Simplified Rhythm Guide

www.readymademusic.net

19 $\frac{4}{4}$

20

21 $\frac{4}{4}$

Quarter-Eighth Ties

22

Dotted Quarter Notes

23 $\frac{4}{4}$

24

25 $\frac{4}{4}$

Syncopation

26

27 $\frac{4}{4}$

28 $\frac{4}{4}$

16th Notes

29

30 $\frac{4}{4}$

31

32 $\frac{4}{4}$

33

34 $\frac{4}{4}$

35

Triplets

36 $\frac{4}{4}$